



**Installation Instructions**  
 For Movin Goose Decoys  
 Questions Goto [www.movingoosedecoys.com](http://www.movingoosedecoys.com)  
 1-800-352-8800

Please Read and Follow Instructions Carefully

- Kit Contents;
- Movin Goose Decoy head cup assembly
  - 2 Head cup and head stickers
  - 1 Rubber band
  - 1 Bungi Ball
  - 1 Charger
  - 1 Instructions



What you will need to Install Kit.

Hot glue gun with glue

Drill

2 3/4" or 2 7/8" Hole saw

3/8" Drill Bit

Sand paper 120 grit.

1 Big foot decoy preener or sentry (Depending on kit)

### **Safety Note:**

Care must be taken with any power or hand tool's.

Please read and understand operation safety instructions for all power & hand tools. And if you do not feel safe using power or hand tools, Please get professional help & always wear safety glasses.


Step 1. Cut 3 holes with 2 3/4" or 2 7/8" hole saw

1. In Head cup area as shown fig. 1.

2. In body leg cup area as shown fig. 2.

3. In leg assembly as shown fig. 3.

Sand holes after cutting to remove plastic burs.



Step 2.

Drill 3/8" hole in body behind body in leg area as shown in fig.4



Step 3.

Insert battery in leg with Bungi Ball





Step 4.

Assembly,

install electronics in head opening as shown in figure5.

Use hot glue gun to glue head cup assembly to body.



### Step 5.

Install switch in 3/8" hole behind leg assembly attach them nut.  
Run power cable out of leg hole in decoy body



### Step 6.

Remove locking tabs from decoy head. Tabs must be completely removed & smooth, Sanding them off works best as shown in fig 7.



Step 7.

Hook up battery to decoy & start head cup with on/off switch.

Step 8.

Make note how head cup moves & place head cup sticker's in head cup and on head so that head moves in a forward direction, (note stop head cup from running before installing stickers)



**Note:**

If you have any questions or need help please feel free to call or go online anytime.

Best Products & Service Company  
PO Box 22212 Denver, Colorado 80222  
1-800-352-8800 [movingoosedecoys.com](http://movingoosedecoys.com)